

# OPENINGS IN STEEL



## Amarr® Residential Garage Doors

# STEEL



**Openings in Steel.** Express your style in steel. Amarr garage doors make it happen.

Exceptional performance, low maintenance and durability, available in eight steel collections.

From classic carriage house designs to contemporary flush panels,  
get a striking look that stands the test of time.

- 2 AMARR CLASSICA®
- 4 OPTIONS
- 6 AMARR OAK SUMMIT®
- 8 AMARR HILLCREST
- 10 AMARR DESIGNER'S CHOICE
- 12 AMARR HERITAGE™
- 14 AMARR STRATFORD®
- 16 AMARR LINCOLN
- 18 AMARR OLYMPUS
- 20 OPTIONS
- 21 STEEL SPECIFICATIONS

# Openings in Steel. The Construction.

Amarr steel garage doors are built with low-maintenance, heavy-duty steel. Choose from 1000 single, 2000 double or 3000 triple-layer construction for your desired level of energy efficiency and noise control. Experience the strength, security, and peace of mind you get with steel.

## 1000

### Single-Layer: Steel

Amarr Classica®, Oak Summit®, Heritage™ & Stratford®

Get value and durability with an Amarr 1000 single-layer steel door. These heavy-duty steel doors are durable, reliable, and low maintenance.

- Heavy-duty Exterior Steel
- Durable, Reliable, Low Maintenance



## 2000

### Double-Layer: Steel + Insulation

Amarr Classica, Oak Summit, Heritage & Stratford

An Amarr 2000 double-layer door provides durable, low maintenance features, plus a layer of vinyl-coated insulation for increased thermal properties and quieter operation.

- Heavy-duty Exterior Steel
- Durable, Reliable, Low Maintenance
- Environmentally Safe Polystyrene Thermal Insulation with Vinyl Backing
- Energy Efficient
- Quiet Operation

R-VALUE  
6.64



Amarr Classica Tuscany design with Madeira windows in True White



## 3000

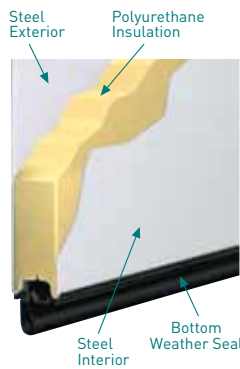
### Triple-Layer: Steel + Insulation + Steel

Amarr Classica, Oak Summit, Heritage, Stratford, Hillcrest, Lincoln, Designer's Choice & Olympus


For the toughest, most energy-efficient steel door, an Amarr 3000 triple-layer door includes the ultimate in thermal properties, plus a layer of steel for a finished interior look and added durability.

- Heavy-duty Exterior and Interior Steel
- Durable, Reliable, Low Maintenance
- Environmentally Safe Polystyrene or Polyurethane Thermal Insulation
- Superior Energy Efficiency
- Extra Quiet Operation

R-VALUE  
19.40  
DESIGNER'S CHOICE\*  
OLYMPUS†



R-VALUE  
13.35  
CLASSICA  
DESIGNER'S CHOICE\*\*  
OLYMPUS‡



R-VALUE  
9.05  
HILLCREST  
LINCOLN



R-VALUE  
9.05  
HERITAGE

R-VALUE  
6.48  
OAK SUMMIT  
STRATFORD



\* For True White Bead Board only.  
\*\* For all panels and colors except True White Bead Board.  
† For True White Short Panel only.  
‡ For all panels and colors except True White Short Panel.

Northampton design with Madeira windows in Walnut with Canterbury handles and hinges



## AMARR CLASSICA®



Looks can be deceiving. From a distance, you see wood. Up close, it's sturdy, durable, low-maintenance steel. The Amarr Classica collection of carriage house doors. Precision-shaped doors in fresh, clean, classic carriage house styles that go up and down like traditional garage doors. Three-section tall designs, instead of four, help deliver a more authentic carriage house look. Deception never looked so good.

Santiago design with Madeira windows in True White/Gray with Blue Ridge handles and hinges



**Designs**

Unique three-section tall carriage house style doors available in seven stamped-steel panel designs.

See page 21 for complete specifications.

**1000**

Single-Layer: Steel

**2000**

Double-Layer: Steel + Insulation

**3000**

Triple-Layer: Steel + Insulation + Steel

R-VALUE  
**13.35\***

\* For Amarr Classica 3000 only.

**Decorative Options**

Optional decorative hardware, reminiscent of authentic hardware found on original carriage houses, adds character to your door.

See pp. 4–5 for all window and hardware options.

Lucern with Thames Windows (L10)



Santiago with Seine Windows (S8)



Cortona with Americana Windows (C57)



Tuscany with Closed Arch (T1)




Bordeaux with Closed Square (B2)



**DESIGNS**


Lucern




Tuscany



Santiago



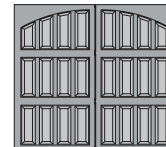
Valencia




Northampton



Bordeaux



Cortona\*



\*Long Panel Arched Top not available.

# OPTIONS

Visit [amarr.com](http://amarr.com) and access the Amarr Door Designer to view specific designs in various architectural styles.

## AMARR CLASSICA® TOP SECTIONS

CLOSED ARCH • Available for TUSCANY (T1), SANTIAGO (S1), LUCERN (L1), VALENCIA (V1), CORTONA (C1)



CLOSED SQUARE • Available for TUSCANY (T2), SANTIAGO (S2), LUCERN (L2), VALENCIA (V2)



CLOSED DOUBLE ARCH • Available for TUSCANY (T1D), SANTIAGO (S1D), LUCERN (L1D), VALENCIA (V1D), CORTONA (C1D)



CLOSED ARCH • NORTHAMPTON (N1)



CLOSED SQUARE • NORTHAMPTON (N2)



CLOSED ARCH • BORDEAUX (B1)



CLOSED SQUARE • BORDEAUX (B2)



CLOSED SQUARE • CORTONA (C2)



AMERICANA (57)†



JARDIN (75)†



TRELLIS (76)†



Design visibility varies due to lighting.

†Tempered obscure glass with baked-on ceramic design.

OBSCURE (0)



DANUBE (4) ‡



MADEIRA (5) ‡



NILE (6) ‡



RHINE (7) ‡



SEINE (8) ‡



THAMES (10) ‡



‡ Designs also available with obscure glass.

## COLORS

Actual paint colors may vary from samples shown. Amarr steel doors are pre-painted; for custom colors, exterior latex paint must be used.



\*Price upcharge applies. Odd heights not available.

## TWO-TONE PAINT OPTIONS\*\*

\*\*Price upcharge applies.

PANEL	BASE DOOR					
	TRUE WHITE	ALMOND	WICKER TAN	SANDTONE	TERRATONE	DARK BROWN
TRUE WHITE						
ALMOND						
WICKER TAN						
SANDTONE						
TERRATONE						
DARK BROWN						
HUNTER GREEN						
GRAY						

## DECORATIVE HARDWARE & LOCK

**ALUMINUM** Available for Amarr Classica, Oak Summit, Hillcrest, and Designer's Choice Collections

9" HANDLES



18" STRAP HINGES WITH CLAVOS†



11" L-HINGE WITH CLAVOS†



VERSAILLES

†Hinges with Clavos not recommended for arched openings

10½" HANDLES



17" STRAP HINGES WITH CLAVOS†



3½" RING HANDLES



CANTERBURY

†Hinges with Clavos not recommended for arched openings

**ABS VINYL** Available for Amarr Classica, Oak Summit, Hillcrest, and Designer's Choice Collections

12" HANDLES



16" STRAP HINGES



CASTLE ROCK

**STAMPED STEEL** Available for Amarr Classica, Oak Summit, Hillcrest, and Designer's Choice Collections

11" HANDLES



16" STRAP HINGES



11" HANDLES



BLUE RIDGE

AMARR LOCK

Available for Amarr Lincoln, Olympus, Heritage, and Stratford Collections

ALPINE

Long Bead Board design with Moonlite DecraTrim in True White with Blue Ridge handles and hinges



## AMARR OAK SUMMIT®



Self-Expression shouldn't cost a fortune. With the Amarr Oak Summit collection it won't.

These durable steel doors offer an attractive carriage house look. Choose from a variety of door colors, decorative hardware, and window accents.

Customize your home with our most affordable carriage house door.

Bead Board design with Mission DecraGlass in Golden Oak with Blue Ridge handles and hinges



† Color only available in Amarr Oak Summit 3000.

**Designs**

The Amarr Oak Summit collection is available in four carriage house designs with your choice of eleven colors. See page 21 for complete specifications.

**1000**

Single-Layer: Steel

**2000**

Double-Layer: Steel + Insulation

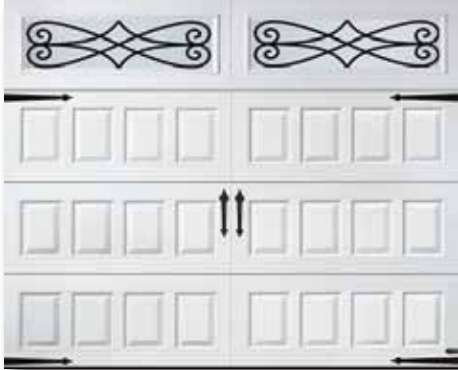
**3000**

Triple-Layer: Steel + Insulation + Steel

**Decorative Options**

Give your door a unique carriage house look with a variety of decorative hardware options. See page 5 for all decorative hardware options, page 20 for window options.

Raised with Jardin DecraGlass (RS75)



Raised with Stockton DecraTrim (RS20)



Long Bead Board with Sunray DecraTrim (LPBB27)



Bead Board with Prairie DecraTrim (BB21)




Recessed with Arched Thames DecraTrim (RE31)†




**DESIGNS**


Bead Board



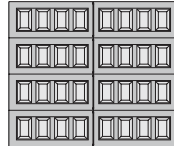
Long Bead Board



Recessed



Raised



**COLORS**

Actual paint colors may vary from samples shown. Amarr steel doors are pre-painted; for custom colors, exterior latex paint must be used.



TRUE WHITE



ALMOND



WICKER TAN



SANDTONE



TERRATONE



DARK BROWN



HUNTER GREEN†



GRAY†



GOLDEN OAK\*\*



WALNUT\*\*



MAHOGANY\*\*

† Color only available in Amarr Oak Summit 3000.

\*\* Price upcharge applies.

Raised design with Arched Thames DecraTrim in Wicker Tan with Alpine handles



## AMARR HILLCREST

Beauty that's more than skin deep. With the Amarr Hillcrest collection, you get more than a custom carriage house look with a wide range of colors, decorative hardware and window styles.

You get the efficiency and durability of 2-inch thick, triple-layer construction and a competitive price.

The Amarr Hillcrest collection. Value is a beautiful thing.

Bead Board design with Wagon Wheel DecraTrim in True White with Blue Ridge handles and hinges



**Designs**

The Amarr Hillcrest collection is available in four carriage house designs with your choice of four color options.

See page 21 for complete specifications.

**3000**

Triple-Layer: Steel + Insulation + Steel

R-VALUE  
**9.05**

**Decorative Options**

Choose DecraTrim window inserts or DecraGlass windows to coordinate with your home's design along with optional decorative hardware.

See page 20 for all window options.

For decorative hardware, see page 5.

Long Bead Board with Closed Square (LPBB)



Raised with Waterford DecraTrim (RS25)



Recessed with Stockton Decratrim (RE20)



Bead Board with Cascade DecraTrim (BB23)




Recessed with Mission DecraGlass (RE71)




**DESIGNS**


Bead Board



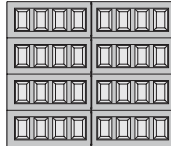
Long Bead Board



Recessed



Raised



**COLORS**

Actual paint colors may vary from samples shown. Amarr steel doors are pre-painted; for custom colors, exterior latex paint must be used.



TRUE WHITE



WICKER TAN



SANDTONE



DARK BROWN

Bead Board design with Stockton DecraTrim in True White with Blue Ridge handles and hinges



## AMARR DESIGNER'S CHOICE

Design and energy efficiency make the Amarr Designer's Choice doors popular models.

With triple-layer construction and superior insulation R-value of 19.40\*, these durable, low-maintenance doors give you the ultimate in quiet operation and energy efficiency.

Recessed design with Stockton DecraTrim in Black



**Designs**

The Amarr Designer's Choice model is available in four carriage house designs and six color options. See page 21 for complete specifications.

**3000**

Triple-Layer: Steel + Insulation + Steel

R-VALUE  
**19.40\***

\* For True White Bead Board only. 13.35 R-value for all other panels and colors.

**Decorative Options**

Choose from DecraTrim inserts or DecraGlass windows to best coordinate with your home. See page 20 for all window options. For decorative hardware, see page 5.

Bead Board with Cascade DecraTrim (BB23)



Long Bead Board with Stockton DecraTrim (LPBB20)



Raised Closed (RS)



Bead Board with Victorian DecraGlass (BB54)




Recessed with Moonlite DecraTrim (RE24)




**DESIGNS**


Bead Board



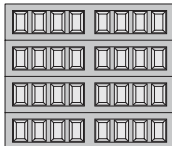
Long Bead Board



Recessed



Raised



**COLORS**

Actual paint colors may vary from samples shown. Amarr steel doors are pre-painted; for custom colors, exterior latex paint must be used.



TRUE WHITE



ALMOND



WICKER TAN



SANDTONE



DARK BROWN



BLACK\*

\* Price upcharge applies.

Long Panel design with Prairie DecraGlass in Walnut†



## AMARR HERITAGE™

Tradition never goes out of style. Choose from four different panel designs to create the steel garage door you always wanted. The Amarr Heritage collection features low-maintenance, heavy gauge steel doors in your choice of traditional styles.

Great looks for years to come.

Short Panel design with Prairie DecraTrim in True White



† Color only available in Amarr Heritage 3000. Price upcharge applies.

**Designs**

The Amarr Heritage collection is available in a variety of panel designs and colors.

See page 21 for complete specifications.

**1000**

Single-Layer: Steel

**2000**

Double-Layer: Steel + Insulation

**3000**

Triple-Layer: Steel + Insulation + Steel

**Decorative Options**

Choose from contemporary or craftsmen DecraGlass windows or DecraTrim window inserts to coordinate with your home.

See page 20 for all window options, page 5 for decorative lock option.

Flush Panel (FP) ‡



Long Panel with Moonlite DecraTrim (LP24)



Short Panel with Americana DecraGlass (SP57) †



Ribbed Panel (RP) ‡

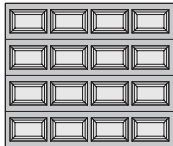


Short Panel with Stockton DecraTrim (SP20)

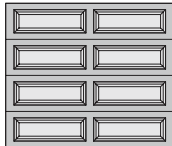


**DESIGNS**


Short Panel



Long Panel



Flush Panel ‡



Ribbed Panel ‡



‡ Available in Amarr Heritage 3000 only.

**COLORS**

Actual paint colors may vary from samples shown. Amarr steel doors are pre-painted; for custom colors, exterior latex paint must be used.



TRUE WHITE



ALMOND



SANDTONE



DARK BROWN



GOLDEN OAK †



WALNUT †



MAHOGANY †

† Color only available in Amarr Heritage 3000. Price upcharge applies.

Short Panel design in Golden Oak†



## AMARR STRATFORD®

Time-honored style. The Amarr Stratford collection offers four traditional designs, 11 color choices, and 21 decorative window options. This durable and low-maintenance collection provides section interfaces designed to reduce the risk of serious finger and hand injuries.

The Amarr Stratford collection. A statement of style.

Long Panel design with Trellis DecraGlass in Sandtone



† Color only available in Amarr Stratford 3000.

**Designs**

The Amarr Stratford collection is available in a variety of panel designs and 11 colors.

See page 21 for complete specifications.

**1000**

Single-Layer: Steel

**2000**

Double-Layer: Steel + Insulation

**3000**

Triple-Layer: Steel + Insulation + Steel

**Decorative Options**

Choose from contemporary or craftsmen DecraGlass windows or DecraTrim window inserts to coordinate with your home.

See page 20 for all window options, page 5 for decorative lock option.


Short Panel with Sunray DecraTrim (SP27)



Long Panel with Heartland DecraGlass (SP70)†



Ribbed Panel (RP)‡



Long Panel with Stockton DecraTrim (LP20)

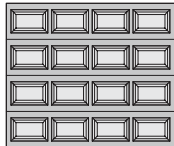


Flush Panel (FP) ‡

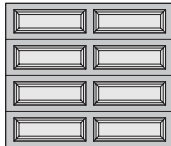


**DESIGNS**


Short Panel



Long Panel



Flush Panel‡



Ribbed Panel ‡



‡ Available on Amarr Stratford 3000 only.

**COLORS**

Actual paint colors may vary from samples shown. Amarr steel doors are pre-painted; for custom colors, exterior latex paint must be used.



TRUE WHITE



ALMOND



WICKER TAN



SANDTONE



TERRATONE



DARK BROWN



HUNTER GREEN†



GRAY†



GOLDEN OAK\*\*



WALNUT\*\*



MAHOGANY\*\*

† Color only available in Amarr Stratford 3000.

\*\* Price upcharge applies.

Long Panel design with Stockton DecraTrim in True White



## AMARR LINCOLN

Traditional style. Exceptional value. The Amarr Lincoln collection combines unique, yet timeless traditional designs and color options with the efficiency and durability of 2-inch thick, triple-layer construction.

Along with 24 decorative window choices, this affordable collection delivers premium style at a competitive price.

The Amarr Lincoln collection. A new tradition of style and value.

Short Panel design with Cascade DecraTrim in Sandtone



**Designs**

The Amarr Lincoln collection is a traditional door offered in Short, Long, Flush, or Ribbed panel designs. Four colors are available. See page 21 for complete specifications.

**3000**

**Triple-Layer: Steel + Insulation + Steel**

**R-VALUE  
9.05**

**Decorative Options**

Choose from DecraTrim window inserts or DecraGlass windows to coordinate with your home's design. See page 20 for all window options.

Short Panel with Chalet DecraGlass (SP56)



Flush Panel (FP)



Long Panel with Cascade DecraTrim (LP23)



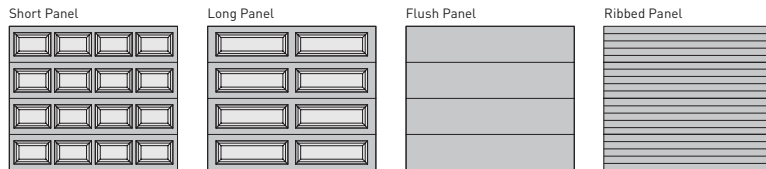
Ribbed Panel (RP)



Short Panel with Prairie DecraTrim (SP21)



**DESIGNS**



**COLORS**

Actual paint colors may vary from samples shown. Amarr steel doors are pre-painted; for custom colors, exterior latex paint must be used.



Short Panel design with Stockton DecraTrim in True White



## AMARR OLYMPUS

When it comes to ultimate protection, the Amarr Olympus stands tall.

With triple-layer construction and superior insulation R-value of 19.40\*, these durable, low-maintenance doors give you the ultimate in quiet operation and energy efficiency.

Long Panel design with Waterford DecraTrim in Almond



**Designs**

The Amarr Olympus model is available in Short Panel and Long Panel designs and six color options.

See page 21 for complete specifications.

**3000**

**Triple-Layer: Steel + Insulation + Steel**

**R-VALUE  
19.40\***

\* For True White Short Panel only.  
13.35 R-value for all other panels and colors.

**Decorative Options**

Choose from DecraTrim inserts or DecraGlass windows to best coordinate with your home.

See page 20 for all window options.

Short Panel with Prairie DecraTrim (SP21)



Long Panel with Moonlite DecraTrim (LP24)



Short Panel with Sunray DecraTrim (SP27)



Short Panel with Riviera DecraGlass (SP55)

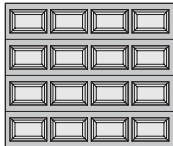


Long Panel with Thames DecraTrim (LP30)

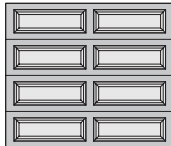


**DESIGNS**

Short Panel



Long Panel



**COLORS**

Actual paint colors may vary from samples shown. Amarr steel doors are pre-painted; for custom colors, exterior latex paint must be used.



TRUE WHITE



ALMOND



WICKER TAN



SANDTONE



DARK BROWN



BLACK\*

\* Price upcharge applies.

# OPTIONS

Visit [amarr.com](http://amarr.com) and access the Amarr Door Designer to view specific designs in various architectural styles.

## DECRA TRIM WINDOW INSERTS Available with Clear or Obscure Glass.

SHORT PANEL	LONG PANEL
<b>CLEAR (C)</b> 	
<b>OBSCURE (O)</b> 	
<b>STOCKTON (20)</b> 	
<b>PRAIRIE (21)</b> 	
<b>CATHEDRAL (22)</b> 	
<b>CASCADE (23)</b> 	
<b>WATERFORD (25)</b> 	
<b>WAGON WHEEL (26)</b> 	
<b>SUNRAY (27)</b> 	
<b>FULL SUNRAY (28) Short Panel</b> 	
<b>FULL SUNRAY (28) Long Panel</b>	<small>Available for 15'6", 15'8", 16', 17', and 18' widths only.</small>
<b>FIVE PIECE SUNRAY (29)* for 10' Short Panel Door</b> 	<small>*Available only in True White.</small>
<b>THAMES (30) Long Panel</b> 	<b>ARCHED THAMES (31) Long Panel</b> 
<b>MOONLITE (24) Long Panel</b> 	

## DECRA GLASS™ WINDOWS Tempered obscure glass with baked-on ceramic designs.

SHORT PANEL	LONG PANEL
<b>VICTORIAN (54)</b> 	
<b>RIVIERA (55)*</b> 	
<b>CHALET (56)</b> 	
<b>AMERICANA (57)</b> 	
<b>HEARTLAND (70)</b> 	
<b>MISSION (71)</b> 	
<b>PRAIRIE (72)†</b> 	
<b>JARDIN (75)</b> 	
<b>TRELLIS (76)</b> 	

\* Clear glass with printed frost pattern.      DecraTrim and DecraGlass design visibility varies due to lighting.  
† Obscure glass with v-groove.

**SHORT PANEL:** Available for Amarr Heritage, Stratford, Lincoln and Olympus collections.  
**LONG PANEL:** Available for Amarr Heritage, Stratford, Lincoln, Oak Summit, Hillcrest, Olympus and Designer's Choice collections.

## STEEL COLORS

See specifications on page 21 for model availability. Amarr steel doors are pre-painted; for custom colors, exterior latex paint must be used. Visit [amarr.com](http://amarr.com) for instructions on painting.

TRUE WHITE	ALMOND	WICKER TAN	SANDTONE	TERRATONE	DARK BROWN	HUNTER GREEN	GRAY	BLACK*	GOLDEN OAK*	WALNUT*	MAHOGANY*

\*Price upcharge applies.

# STEEL SPECIFICATIONS



	CARRIAGE HOUSE DESIGN								TRADITIONAL DESIGN							
	CLASSICA 1000	CLASSICA 2000	CLASSICA 3000	OAK SUMMIT 1000	OAK SUMMIT 2000	OAK SUMMIT 3000	HILLCREST 3000	DESIGNER'S CHOICE 500	HERITAGE 1000	HERITAGE 2000	HERITAGE 3000	STRATFORD 1000	STRATFORD 2000	STRATFORD 3000	LINCOLN 3000	OLYMPUS 500
<b>PANEL DESIGNS</b> (Safe Guard)	✓	✓	✓	✓	✓	✓			✓	✓	✓	✓	✓	✓		
Short									•	•	•	•	•	•	•	•
Long									•	•	•	•	•	•	•	•
Flush											•			•	•	
Ribbed											•			•	•	
Carriage House	7 Designs	7 Designs	7 Designs	4 Designs	4 Designs	4 Designs	4 Designs	4 Designs								
<b>CONSTRUCTION LAYERS</b>	1	2	3	1	2	3	3	3	1	2	3	1	2	3	3	3
Steel	•			•					•			•				
Steel + Insulation		•			•					•			•			
Steel + Insulation + Steel			•			•	•	•			•			•	•	•
<b>DOOR THICKNESS</b>	2" (5.1cm)	2" (5.1cm)	2" (5.1cm)	2" (5.1cm)	2" (5.1cm)	1-3/8" (3.5cm)	2" (5.1cm)	2" (5.1cm)	2" (5.1cm)	2" (5.1cm)	2" (5.1cm)	2" (5.1cm)	2" (5.1cm)	1-3/8" (3.5cm)	2" (5.1cm)	2" (5.1cm)
<b>INSULATION</b>		Polystyrene <sup>1</sup>	Polyurethane		Polystyrene <sup>1</sup>	Polystyrene <sup>1</sup>	Polystyrene <sup>1</sup>	Polyurethane		Polystyrene <sup>1</sup>	Polystyrene <sup>1</sup>		Polystyrene <sup>1</sup>	Polystyrene <sup>1</sup>	Polystyrene <sup>1</sup>	Polyurethane
<b>R-VALUE</b> <sup>2</sup>		6.64	13.35		6.64	6.48	9.05	19.40 <sup>A</sup> /13.35 <sup>**</sup>		6.64	9.05		6.64	6.48	9.05	19.40 <sup>A</sup> /13.35 <sup>**</sup>
<b>STEEL THICKNESS</b>																
Gauge (ga)	24 ga	24 ga	25/27 ga	25 ga	25 ga	27/27 ga	27/27 ga	27/27 ga	24 ga	24 ga	24/27 ga	25 ga	25 ga	27/27 ga	27/27 ga	27/27 ga
Gauge (mm)	0.61mm	0.61mm	0.53/0.42mm	0.53mm	0.53mm	0.42/0.42mm	0.42/0.42mm	0.42/0.42mm	0.61mm	0.61mm	0.61/0.42mm	0.53mm	0.53mm	0.42/0.42mm	0.42/0.42mm	0.42/0.42mm
<b>WOODGRAIN EXTERIOR TEXTURE</b>	•	•	•	•	•	•	•	•	•	•	•	•	•	•	•	•
<b>END STILES</b>																
Galvanized	•	•		•	•							•	•			
Painted			•			•	•	•	•	•	•			•	•	•
<b>THERMAL SEAL</b>						•	•	•			•			•	•	• <sup>†</sup>
<b>BOTTOM WEATHER SEAL</b>	•	•	•	•	•	•	•	•	•	•	•	•	•	•	•	•
Steel Retainer	•	•	•	•	•			• <sup>**</sup>	•	•	•	•	•	•	•	• <sup>‡</sup>
Aluminum Retainer						•					•			•		
Extruded Vinyl						•	•	•							•	• <sup>†</sup>
<b>DECORATIVE WINDOW OPTIONS</b>	•	•	•	•	•	•	•	•	•	•	•	•	•	•	•	•
<b>WINDOW GLASS OPTIONS</b>																
3/32" (0.24cm) Single Strength				•	•		•	•	•	•	•	•	•	•	•	•
1/8" (0.32cm) Tempered Double Strength	•	•	•													
Insulated Glass			•			•	•	•			•			•	•	•
Obscure	•	•	•	•	•	•	•	•	•	•	•	•	•	•	•	•
<b>DECORATIVE HARDWARE OPTIONS</b>	•	•	•	•	•	•	•	•								
<b>EXTERIOR COLOR OPTIONS</b>																
True White	•	•	•	•	•	•	•	•	•	•	•	•	•	•	•	•
Almond	•	•	•	•	•	•	•	•	•	•	•	•	•	•	•	•
Wicker Tan	•	•	•	•	•	•	•	•			•	•	•	•	•	•
Sandtone	•	•	•	•	•	•	•	•	•	•	•	•	•	•	•	•
Terratone	•	•	•	•	•	•	•	•			•	•	•	•	•	•
Dark Brown	•	•	•	•	•	•	•	•	•	•	•	•	•	•	•	•
Hunter Green						•								•		
Gray						•								•		
Black								•								•
Golden Oak <sup>3</sup>	•	•	•			•					•			•		
Walnut <sup>3</sup>	•	•	•			•					•			•		
Mahogany <sup>3</sup>	•	•	•			•					•			•		
<b>WIND LOAD<sup>4</sup> AVAILABLE</b>	•	•	•	•	•	•	•	•	•	•	•	•	•	•	•	• <sup>†</sup>
<b>WARRANTY</b>																
Paint Finish <sup>5</sup>	Lifetime	Lifetime	Lifetime	15 Years	25 Years	Lifetime	Lifetime	Lifetime	Lifetime	Lifetime	Lifetime	15 Years	25 Years	Lifetime	Lifetime	Lifetime
Workmanship/Hardware <sup>5</sup>	3 Years	5 Years	Lifetime	1 Year	2 Years	3 Years	3 Years	Lifetime	3 Years	5 Years	Lifetime	1 Year	2 Years	3 Years	3 Years	Lifetime



<sup>1</sup> Insulation on Amarr brand doors has passed self-ignition, flamespread, and smoke developed index fire testing.

<sup>2</sup> Calculated door section R-value is in accordance with DASMA TDS-163.  
<sup>A</sup> Based on independent laboratory test results.  
<sup>\*</sup> True White Bead Board only.  
<sup>\*\*</sup> All panels and colors except True White Bead Board  
<sup>†</sup> True White Short Panel only.  
<sup>‡</sup> All panels and colors except True White Short Panel

<sup>3</sup> Amarr Classica collection odd heights not available.

Notes:  
 Optional door locks available  
 Various door heights and widths available

<sup>4</sup> It is your responsibility to make sure your garage door meets local building codes.

<sup>5</sup> For complete warranty details, visit [amarr.com](http://amarr.com) or contact your local Amarr dealer.

Amarr Classica Bordeaux design with Americana windows in True White



**Our Philosophy.** Since 1951, we have successfully raised the standards of quality, value, and dependability in the garage door industry. Today, with the same promise of individual attention and great value for all our customers, we remain committed to offering Amarr products and services that raise those standards even higher.

Visit [amarr.com](http://amarr.com) for additional products, such as Amarr by Design custom wood carriage house doors, specialty doors, garage flooring, accessories, and a full line of Amarr commercial sectional, rolling sheet, and rolling steel doors.

Your Local Amarr Dealer:

**Entrematic**

165 Carriage Court  
Winston-Salem, NC 27105  
800.503.DOOR  
[www.amarr.com](http://www.amarr.com)



Amarr, Classica, Stratford, and Oak Summit as words and logos are registered trademarks belonging to Entrematic Group AB or other companies controlled by the same organization. All rights reserved.

Entrematic reserves the right to change specifications and designs without notice and without incurring obligations.

Sectional door products from Entrematic may be the subject of one or more U.S. and/or foreign, issued and/or pending, design and/or utility patents.

©Entrematic Group AB 2014. All rights reserved.  
Printed in USA Form #6451114/60M/GVS

**ENTRE/MATIC**

